


# MOTOPOMPE AUTOADESCANTI CON MOTORI DIESEL Stage V SELF PRIMING MOTOR PUMPS WITH Stage V DIESEL ENGINES MOTOPOMPES AUTOAMORÇANTES AVEC MOTEUR DIESEL Stage V

GMP  
PUMPS



G3TMK-AXX (3" x 3") KD15-440

## IMPIEGHI

Motopompa autoadescante in acciaio inox realizzata in versione monoblocco a girante multipalare aperta a rasamento, particolarmente adatta per uso marino e circolazione di acqua di mare, o per travaso acque acide  
Corpo, girante, e valvola in acciaio Inox.  
Una valvola a clapet posta all'interno del corpo pompa impedisce lo svuotamento della pompa dopo l'arresto.

## USES

Stainless steel self priming motor pump monobloc execution with multi-blades open impeller, suitable for pumping sea water and suitable for acid waters.  
Pump casing, impeller, valve and sleeve are in Stainless steel.  
A non return valve is placed inside the pump body to avoid the empty after stopping.

## APPLICATION

Motopompe autoamorçantes monobloc en acier inox avec turbine ouverte plusieurs pales, indiquée pour d'eau de mer, indiquées pour eaux acides.  
Corps, turbine, valve et manchon sont en acier inox.  
Une valve à clapet est placée dans le corps de la pompe pour éviter le vidage après l'arrêt.

## CARATTERISTICHE

Altezza massima di aspirazione: 6m  
Max temperatura del liquido: +70°C  
Max passaggio corpi solidi: 8 mm  
Portata massima: 46 m³/h  
Prevalenza massima: 3,6 bar  
Ø aspirazione e mandata: 3"G

## FEATURES

Max. suction depth: 6 m  
Max. liquid temperature: +70°C  
Max. solids diameter: 8 mm  
Max. delivery: 46 m³/h  
Max. manometric head: 3,6 bar  
Ø inlet / outlet: 3"G

## CARACTERISTIQUES

Hauteur d'aspiration maximale: 6 m  
Température Max.: +70°C  
Max. diamètre des solides: 8 mm  
Débit maximum: 46 m³/h  
Hauteur manométrique: 3,6 bars  
Ø aspiration & refoulement: 3"G

## CARATTERISTICHE COSTRUTTIVE

Corpo pompa: Acciaio Inox (AISI 316)  
Corpo valvola: Acciaio Inox (AISI 316)  
Disco d'usura: Acciaio Inox (AISI 316)  
Supporto motore: Ghisa (EN-GJL-250)  
Girante: Acciaio Inox (AISI 316)  
Albero motore: Acciaio Inox (AISI 316)  
Tenuta mecc.: Carbono/Nbr/Allumina/Aisi316

## CONSTRUCTIVE CHARACTERISTICS

Pump body: Stainless steel (AISI 316)  
Valve body: Stainless steel (AISI 316)  
Wear disk: Stainless steel (AISI 316)  
Support: Cast iron (EN-GJL-250)  
Impeller: Stainless steel (AISI 316)  
Motor shaft: Stainless steel (AISI 316)  
Seal: Carbon/Nbr/Alumina/Aisi 316

## CARACTERISTIQUES DE CONSTRUCTION

Corps de pompe: Acier inox (AISI 316)  
Corps valve: Acier inox (AISI 316)  
Disque d'usure: Acier inox (AISI 316)  
Support: Fonte (EN-GJL-250)  
Turbine: Acier inox (AISI 316)  
Arbre moteur: Acier inox (AISI 316)  
Garniture: Carbonne/Nbr/Alumine/Aisi 316

## VERSIONI SPECIALI E OPZIONI

Materiali di costruzione  
Ghisa (standard version)  
Ghisa (semi-trash version)  
Bronzo marino  
Tenute meccaniche diverse  
Accessori a richiesta:  
Gabbia  
Carrello  
Tubi

## SPECIAL VERSIONS

Materiali di costruzione  
Cast iron (standard version)  
Cast iron (semi-trash version)  
Marine Bronze  
Different mechanical seal  
Accessories on request:  
Cage  
Trolley  
Pipes

## VERSIONS SPECIALES

Matériaux de construction  
Fonte (standard version)  
Fonte (semi-trash version)  
Bronze Marine  
Garnitures mécaniques différentes  
Accessoires sur demande:  
Cage  
Brouette  
Tuyaux

## DATI MOTORE

## MOTOR DATA

## MOTEUR

Modello Model Modèle	Tipo Type Type	Cilindri Cylinders Cylindrées	Cilindrata Displacement Cylindrée	Potenza - NA Rating - NA Puissance- NA		Capacità serb. Tank capacity Contenance du réservoir	N° Giri Tours/min. R.P.M.	Avviamento Starter Démarrage
		[N°]	[cm³]	[kW]	[CV]	[L]		
KD15-440	Motore diesel 4 tempi raffreddato ad aria 4-Stroke air cooled diesel engine Moteur diesel 4 temps, refroidi par air	1	441	6,8	9,2	4,3	3600	R / E

R: Avviamento a strappo con autoavvolgente - Recoil starting - Démarrage lanceur

E: Avviamento Elettrico - Electric starting - Démarrage électrique

# MOTOPOMPE AUTOADESCANTI CON MOTORI DIESEL Stage V SELF PRIMING MOTOR PUMPS WITH Stage V DIESEL ENGINES MOTOPOMPES AUTOAMORÇANTES AVEC MOTEUR DIESEL Stage V

**G3TMK-A/X (3"X3") KD15-440**

## CURVE DI PRESTAZIONE

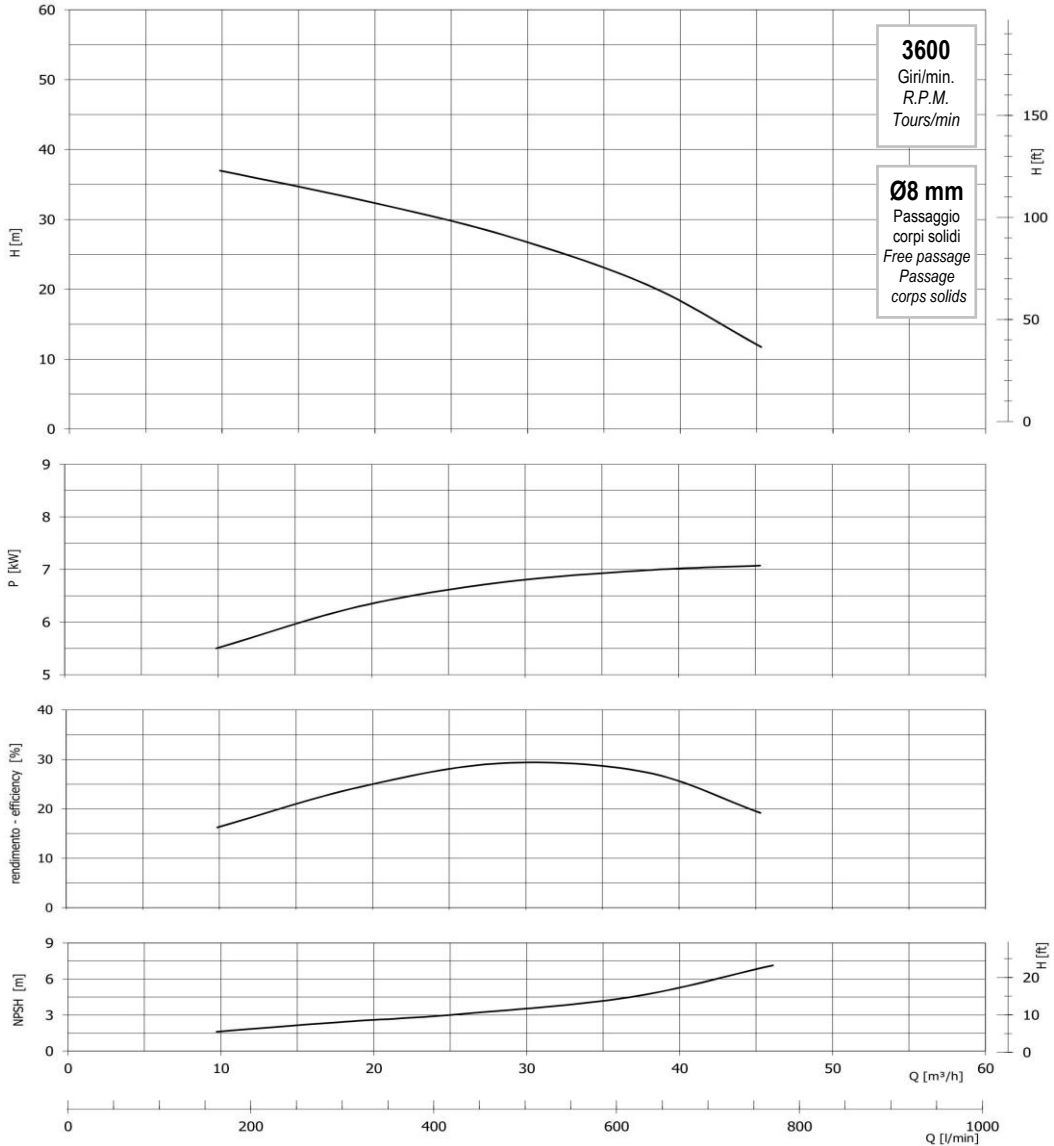
Tolleranze e curve secondo UNI EN ISO 9906 Appendice A  
Le caratteristiche di funzionamento in questo catalogo si intendono con acqua pulita (peso specifico = 1000 kg/m<sup>3</sup>).

## PERFORMANCES CURVES

Tolerances and curves according to UNI EN ISO 9906 Attachment A  
The operating characteristics of the catalogue are to be understood with clear water (specific weight = 1000 kg/m<sup>3</sup>).

## COURBES DE PERFORMANCES

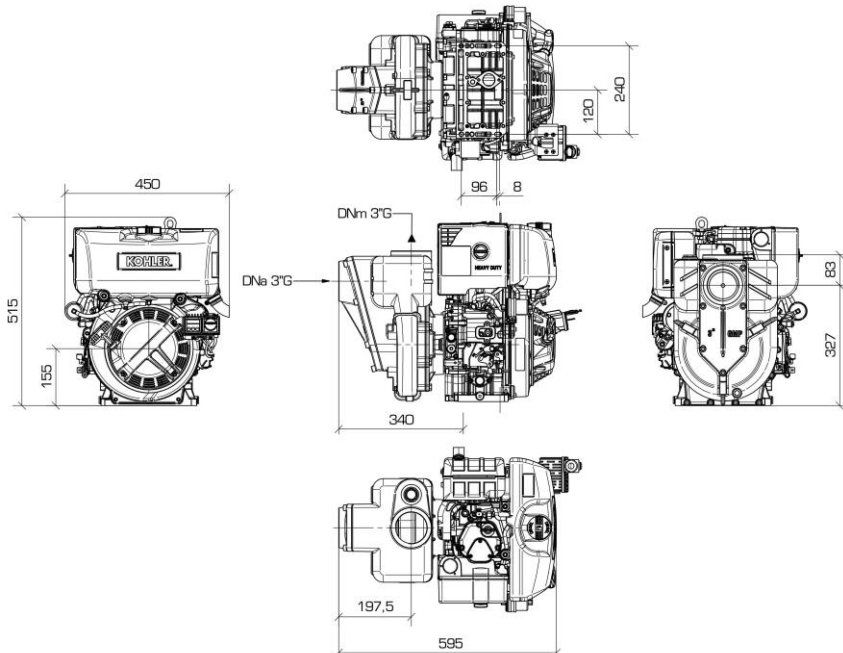
Tolérance et courbes conformes aux normes UNI EN ISO 9906 Annexe A.  
Les caractéristiques de fonctionnement du catalogue sont entendues pour fonctionnement avec eau propre (poids spécifique = 1000 kg/m<sup>3</sup>).



## DIMENSIONI

## DIMENSIONS

## DIMENSIONS



Peso  
Weight  
Poids  
(Kg.)  
**90**

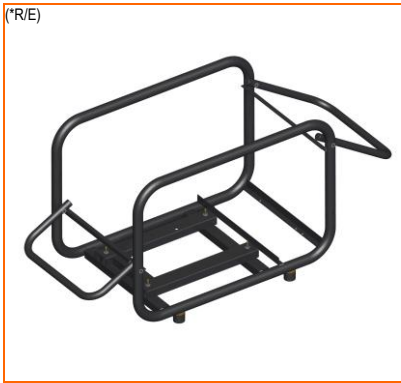
**MOTOPOMPE AUTOADESCANTI CON MOTORI DIESEL Stage V**  
**SELF PRIMING MOTOR PUMPS WITH Stage V DIESEL ENGINES**  
**MOTOPOMPES AUTOAMORÇANTES AVEC MOTEUR DIESEL Stage V**



**ACCESSORI**

**ACCESSORIES**

**ACCESSOIRES**



Gabbia grande Cat.F916  
 Big cage – Cage grande



Carrello grande a 2 ruote con manici Cat.F917  
 2-wheels big trolley – Brouette moyenne avec 2 roues



Carrello Super Cat.1707  
 Super trolley – Brouette Super



Tubo aspirazione Ø80 in PVC Cat.9114  
 Plasticized PVC hose – Tuyau en PVC plastifié



Tubo mandata Ø80 Cat.9107  
 Flat plasticized PVC hose – Tuyau plat en PVC plastifié

(\* ) R : Avviamento a strappo con autoavvolgente – Recoil starting – Démarrage lanceur E: Avviamento Elettrico – Electric starting – Démarrage électrique

**G3TMK-AX (3"X3") KD15-440**