

Elettropompe ad ingranaggi con base e giunto o ad asse nudo

Self priming electric pumps with base-plate and coupling or bare shaft

Electropompes ux engranages sur base avec joint ou à axe nu

GEAR G 1400 rpm – Ghisa – Cast iron - Fonte



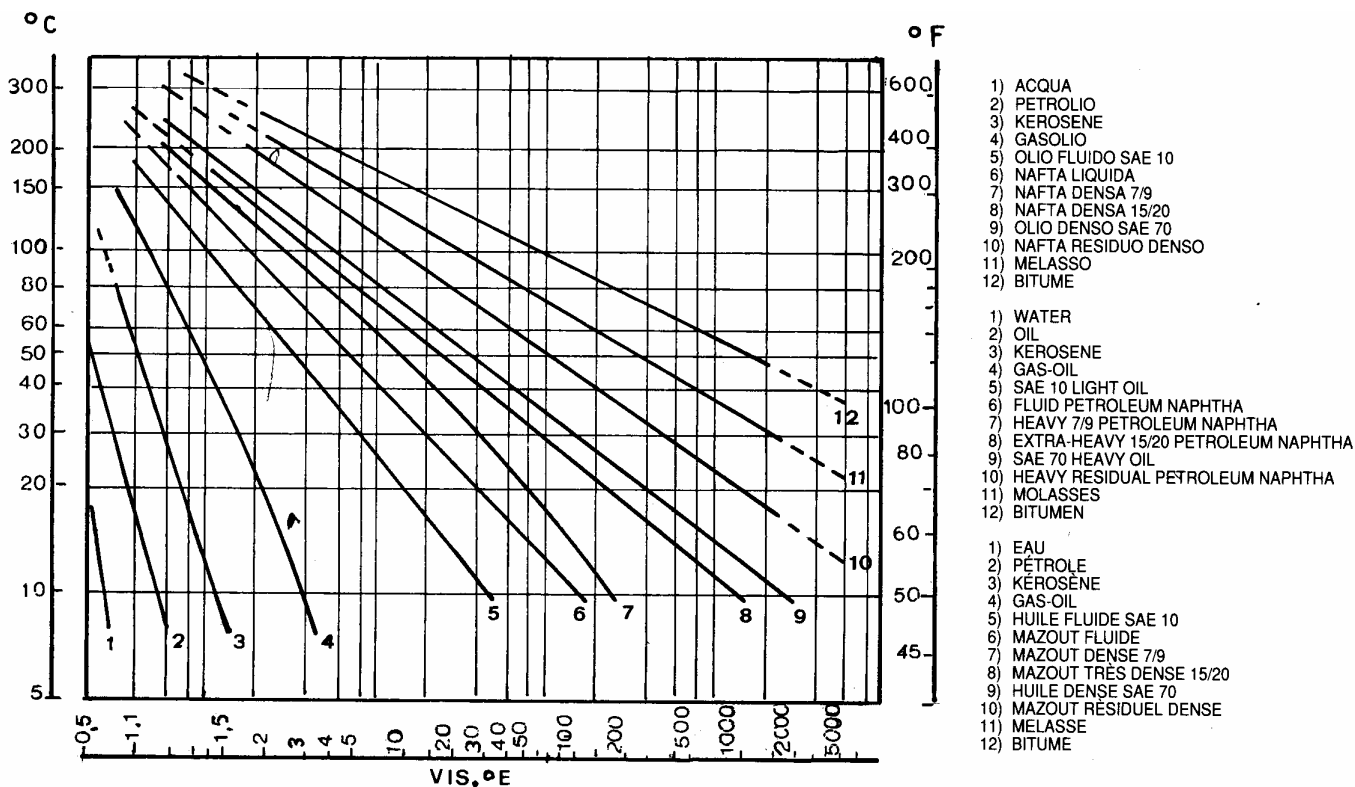
DATI FUNZIONAMENTO A 1400 GIRI – VISCOSITA' OLIO 6°E PERFORMANCE DATA TO 1400 RPM – VISCOSITY OIL 6°E

TIPO TYPE TYPE	PORTATA DELIVERY DEBIT lt/h	HP INSTALLATI HP INSTALLED HP INSTALLED		BOCCHIE NOZZLE ORIFICES GAS	PRESTAZIONI - PERFORMANCES - PERFORMANCES							
		50 mt	100 mt		25 mt		50 mt		75 mt		100 mt	
		50 mt	100 mt		Lt/1'	HP	Lt/1'	HP	Lt/1'	HP	Lt/1'	HP
4000 G (B70)	4.000	2.5	3	1"1/2	74	1.1	72	1.5	71	2	70	2.5
6000 G (B100)	6.000	3	4	2"	120	1.6	115	2	110	2.7	105	3.8
9000 G (B150)	9.000	4	5.5	2"	170	2.4	164	3.3	160	4	156	5.2
12000G (B200)	12.000	5.5	7.5	2"1/2	215	2.6	212	3.8	208	5.5	205	7.4
15000G (B250)	15.000	5.5	10	2"1/2	260	2.8	258	4.6	255	7.2	250	9.2
18000G (B300)	18.000	7.5	10	2"1/2	320	3	314	5	306	7.5	302	10
21000G (B350)	21.000	7.5	15	2"1/2	370	3.3	365	6	358	8.8	350	12.2
24000G (B400)	24.000	10	15	2"1/2	420	3.7	415	6.8	410	10.2	405	13
27000G (B450)	27.000	10	15	3"	475	3.9	468	8.2	460	11	455	13.6
30000G (B500)	30.000	15	18	3"	525	4.5	515	8.5	510	12.8	505	15.8
33000G (B550)	33.000	15	20	3"	565	5	560	9.4	550	14	545	18
36000G (B600)	36.000	15	20	3"	630	5.5	620	10	610	15.2	600	20

B70 / B100 / B150 / B200 / B250 / B300 / B350 / B350 / B400 / B450 / B500 / B550 / B600

Pompe ad asse nudo – Bare shaft pump

TABELLA DELLA VISCOSITA' – VISCOSITY TABLE

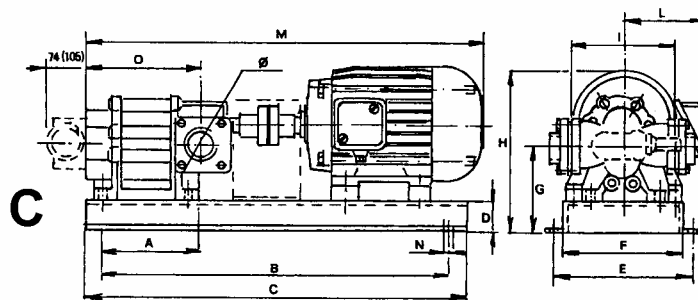
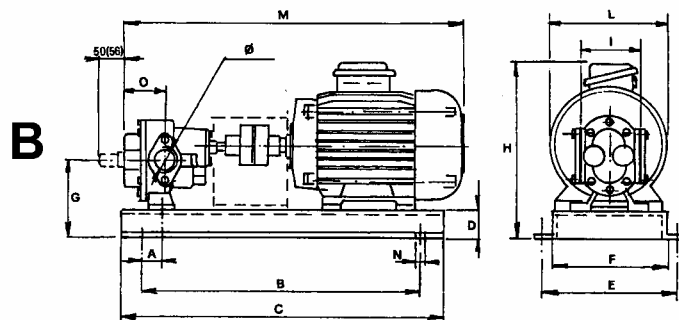


Elettropompe ad ingranaggi con base e giunto o ad asse nudo

Self priming electric pumps with base-plate and coupling or bare shaft

Electropompes ux engranages sur base avec joint ou à axe nu

GEAR G 1400 rpm – Ghisa – Cast iron - Fonte



DIMENSIONE E PESI - DIMENSION AND WEIGHTS - DIMENSIONS ET POIDS

	TIPO - TYPE		DIMENSIONI - DIMENSIONS - DIMENSIONS															
	POMPA	MOTORE	A	B	C	D	E	F	G	H	I	L	M	N	O	ø	Kg	
B	4000 G	90 L4 2.5	50	500	600	70	290	250	161	310	100	180	571	13	100	1 1/2"	41	
		100 C4 3								320		200	611				43	
	6000 G	100 C4 3	50	500	600	70	290	250	182	349	136	200	631	13	100	2"	51	
		100 S4 4															54	
9000 G	100 S4 4	70	500	600	70	290	250	182	349	136	200	651	13	120	2"	57		
	112 S4 5.5								361		224	671				74		
C	12000 G	112 S4 5.5	127	550	650	70	340	300	176	357	212	224	709	13	177	2 1/2"	75	
		132 S4 7.5		700	800		400	360		382		189	761				84	
	15000 G	112 S4 5.5	139	550	650	70	340	300	176	357	212	224	721	13	189	2 1/2"	76	
		132 A4 10		700	800		400	360		382		189	811				80	
	18000 G	132 S4 7.5	151	700	800	70	400	360	176	382	212	189	785	13	201	2 1/2"	92	
		132 A4 10											823				100	
	21000 G	132 S4 7.5	163	700	800	70	400	360	176	382	212	189	797	13	213	2 1/2"	93	
		160 C4 15							197	434		336	947				130	
	24000 G	132 A4 10	177	700	800	70	400	360	176	382	212	189	849	13	227	2 1/2"	107	
		160 C4 15		900	1000				197	434		336	961				138	
	27000 G	132 A4 10	174	900	1000	70	400	360	212	433	263	189	849	13	224	3"	132	
		160 C4 15								464		336	961				160	
	30000 G	160 C4 15	183	900	1000	70	400	360	212	464	263	336	970	13	233	3"	167	
		160 S4 20											1014				200	
	33000 G	160 C4 15	192	900	1000	70	400	360	212	464	263	336	979	13	242	3"	173	
		160 S4 20											1023				204	
36000 G	160 C4 15	201	900	1000	70	400	360	212	464	263	336	988	13	251	3"	178		
	160 S4 20											1032				208		

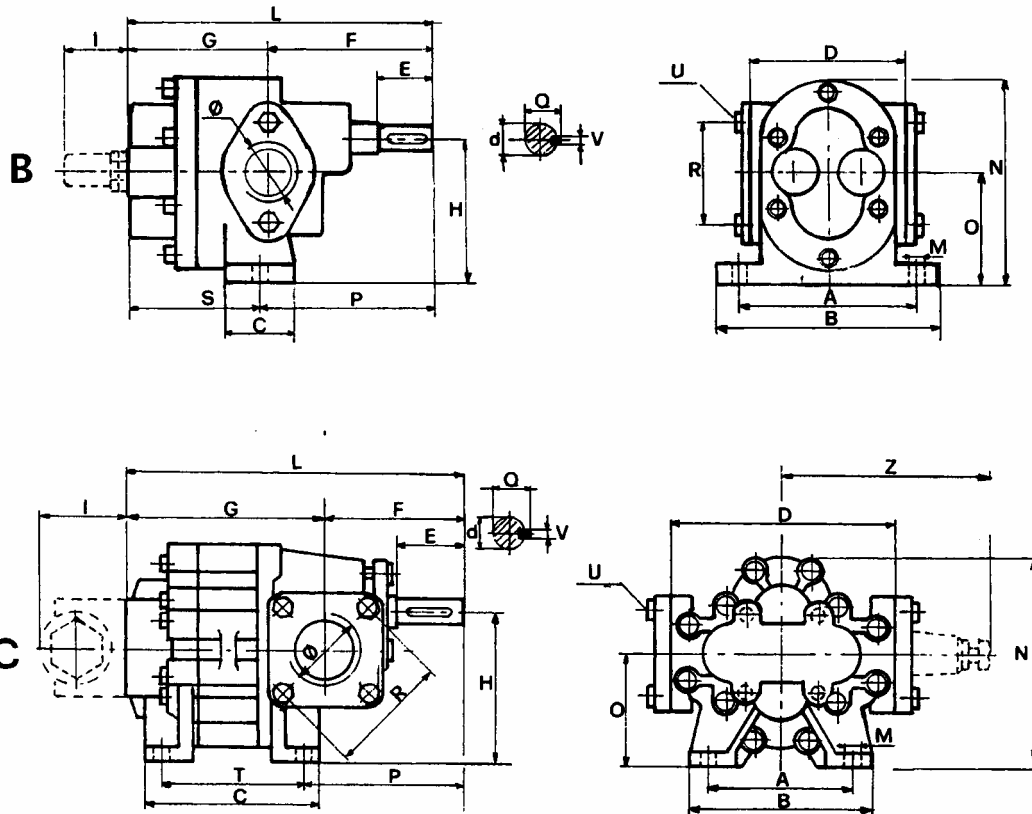
DIMENSIONI NON IMPEGNATIVE - APPROXIMATE DIMENSIONS - DIMENSIONS APPROXIMATIVES

Elettropompe ad ingranaggi con base e giunto o ad asse nudo

Self priming electric pumps with base-plate and coupling or bare shaft

Electropompes ux engranages sur base avec joint ou à axe nu

GEAR G 1400 rpm – Ghisa – Cast iron - Fonte



- DIMENSIONI NON IMPEGNATIVE IN mm
- APPROXIMATE DIMENSIONS (mm)
- DIMENSIONS APPROXIMATIVES EN mm

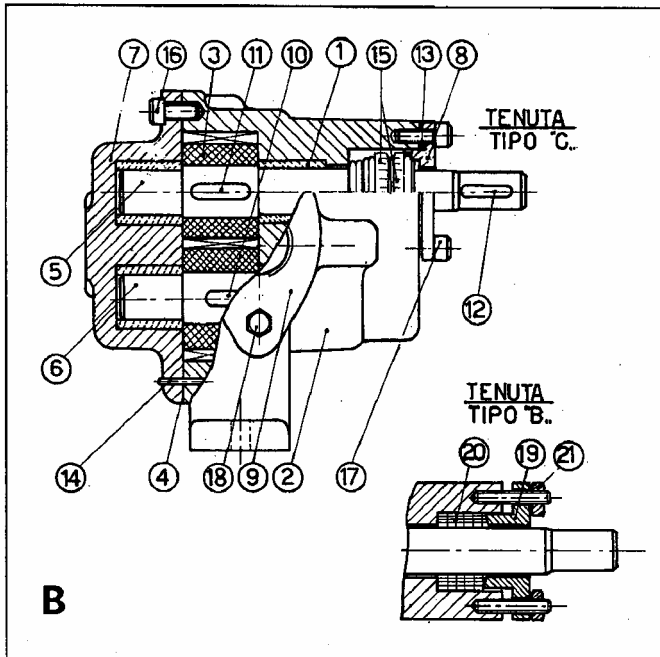
SET.	TIPO	A	B	C	D	E	d	F	G	H	I	L	M	N	O	Ø	P	Q	R	S	V	U	T	Z	Kg
B	4000 G	127	157	52	100	40	14	145	100	114	50	245	10	160	91	1 1/2"	155	16	75	90	5	M10	-	-	9.6
	6000 G	159	202	61	136	40	24	165	100	143	56	265	13	203	112	2"	176	27	96	91	8	M12	-	-	15.5
	9000 G	159	202	61	136	40	24	165	120	143	56	285	13	203	112	2"	176	27	96	109	8	M12	-	-	19
C	12000 G	139	172	150	212	60	28	146	177	139	74	323	13	200	106	2 1/2"	170	31	115	-	8	M12	113	210	25.5
	15000 G	139	172	162	212	60	28	146	189	139	74	335	13	200	106	2 1/2"	170	31	115	-	8	M12	125	210	26
	18000 G	139	172	174	212	60	28	146	201	139	74	347	13	200	106	2 1/2"	170	31	115	-	8	M12	137	210	28
	21000 G	139	172	186	212	60	28	146	213	139	74	359	13	200	106	2 1/2"	170	31	115	-	8	M12	149	210	29
	24000 G	139	172	200	212	60	28	146	227	139	74	373	13	200	106	2 1/2"	170	31	115	-	8	M12	163	210	33
	27000 G	185	223	173	263	60	32	149	224	190	105	373	13	260	142	3"	185	35	128	-	10	M12	139	160	40
	30000 G	185	223	182	263	60	32	149	233	190	105	382	13	260	142	3"	185	35	128	-	10	M12	148	160	43
	33000 G	185	223	191	263	60	32	149	242	190	105	391	13	260	142	3"	185	35	128	-	10	M12	157	160	47
	36000 G	185	223	200	263	60	32	149	251	190	105	400	13	260	142	3"	185	35	128	-	10	M12	166	160	50

Elettropompe ad ingranaggi con base e giunto o ad asse nudo

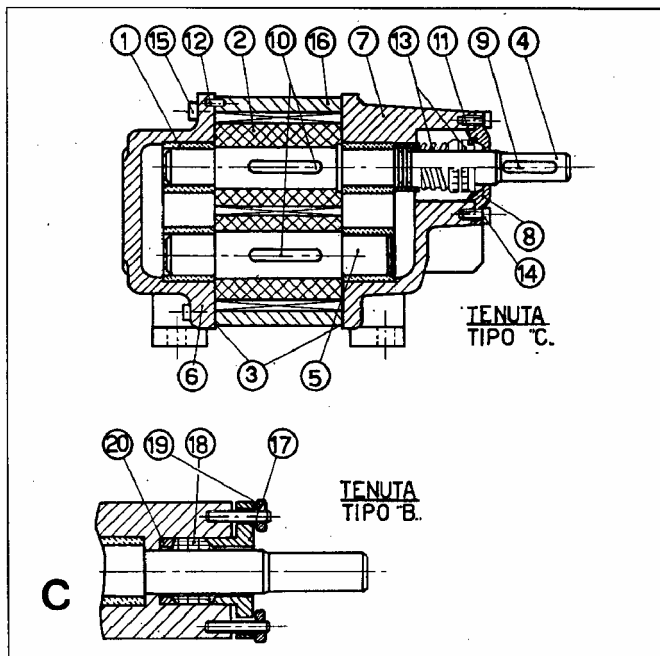
Self priming electric pumps with base-plate and coupling or bare shaft

Electropompes ux engranages sur base avec joint ou à axe nu

GEAR G 1400 rpm – Ghisa – Cast iron - Fonte



Pos.	Denominazione	Descriptions	Descriptions
1	Bronzine	Bush	Palier
2	Corpo	Pump Body	Corps Pompe
3	Ingranaggi	Gears	Engrenages
4	Guarnizione	Paking	Garniture
5	Albero Conduttore	Driving Shaft	Arbre Conducteur
6	Albero Condotto	Driven Shaft	Arbre Conduit
7	Coperchio	Cover	Couvercle
8	Premitreccia x Roten	Mechanical Seal Cover	Couvercle Pour Garniture
9	Flange	Flange	Bride
10	Chiavetta	Key	Clavette
11	Chiavetta	Key	Clavette
12	Chiavetta	Key	Clavette
13	Guarnizione Gomma	Paking	Garniture
14	Spina	Plug	Fiche
15	Tenuta Meccanica	Mechanical Seal	Garniture Mécanique
16	Brugola	Screw	Vis
17	Brugola	Screw	Vis
18	Vite T.E.	Screw	Vis
19	Premitreccia x Baderna	Paking Cover	Couvercle Pour Presse-Étoupe
20	Treccia	Paking	Presse-Étoupe
21	Dado	Nut	Ecrou



Pos.	Denominazione	Descriptions	Descriptions
1	Bronzina	Bush	Palier
2	Ingranaggi	Gears	Engrenages
3	Guarnizioni	Paking	Garniture
4	Albero Conduttore	Driving Shaft	Arbre Conducteur
5	Albero Condotto	Driven Shaft	Arbre Conduit
6	Coperchio	Cover	Couvercle
7	Coperchio Flangiato	Flanged Cover	Couvercle Bridé
8	Premitreccia x Roten	Mechanical Seal Cover	Couvercle Pour Garniture
9	Chiavetta	Key	Clavette
10	Chiavetta	Key	Clavette
11	Guarnizione Gomma	Paking	Garniture
12	Spina	Plug	Fiche
13	Tenuta Meccanica	Mechanical Seal	Garniture Mécanique
14	Brugola	Screw	Vis
15	Brugola	Screw	Vis
16	Corpo	Pump Body	Corps Pompe
17	Premitreccia x Baderna	Paking Cover	Couvercle Pour Presse-Étoupe
18	Baderna	Paking	Presse-Étoupe
19	Dado	Nut	Ecrou
20	Contentitore	Bush	Palier